

4th ASIAN MEDIATION ASSOCIATION CONFERENCE
Beijing, China

History & Development of ADR Structures in the Philippines

Justice ADOLFO S. AZCUNA
Chancellor, Philippine Judicial Academy



Philippine Mediation Center

- Established in 2001
- a Unit of the Supreme Court responsible for the expansion, development, implementation, monitoring and sustainability of SC ADR mechanisms:
 - Court-Annexed Mediation (CAM),
 - Appellate Court Mediation (ACM),
 - Judicial Dispute Resolution (JDR),
 - Mobile Court-Annexed Mediation (MCAM)
 - other ADR mechanisms
- Responsible for the organization of PMC Units throughout the country.



Philippine Mediation Center

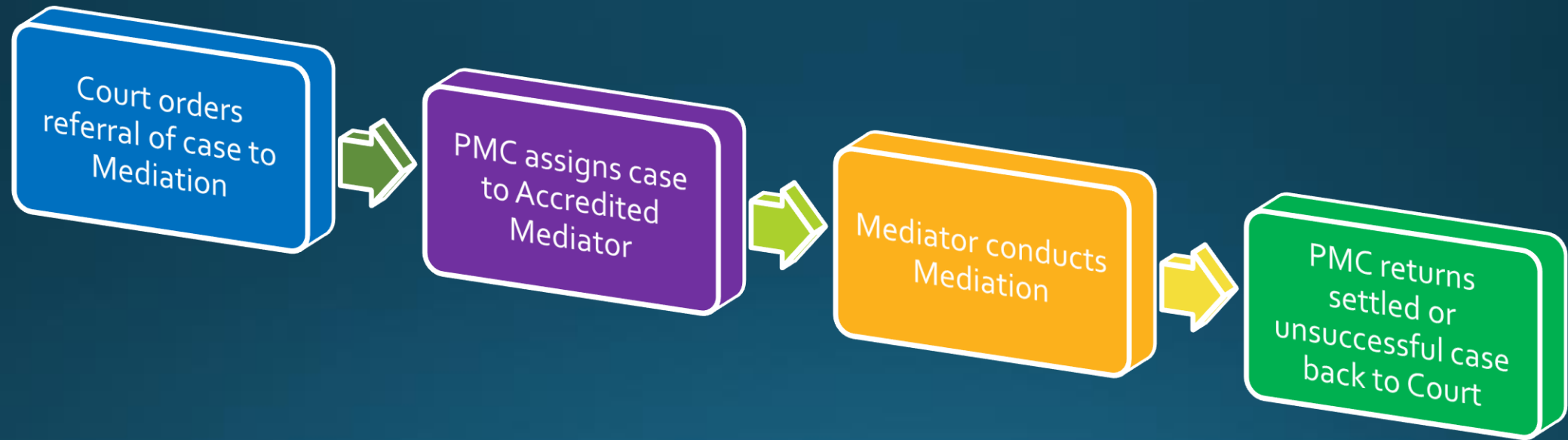
- It shall be under the operational control and supervision of PHILJA, in coordination with the Office of the Court Administrator, through the Executive Judges.
- Develop and promulgate rules and regulations that it may deem necessary, subject to the approval of the Supreme Court, upon recommendation of the Executive Committee and the PHILJA Board of Trustees
- Implement, in coordination with the Office of the Court Administrator, rules and policies of the Supreme Court on Alternative Dispute Resolution (ADR) mechanisms



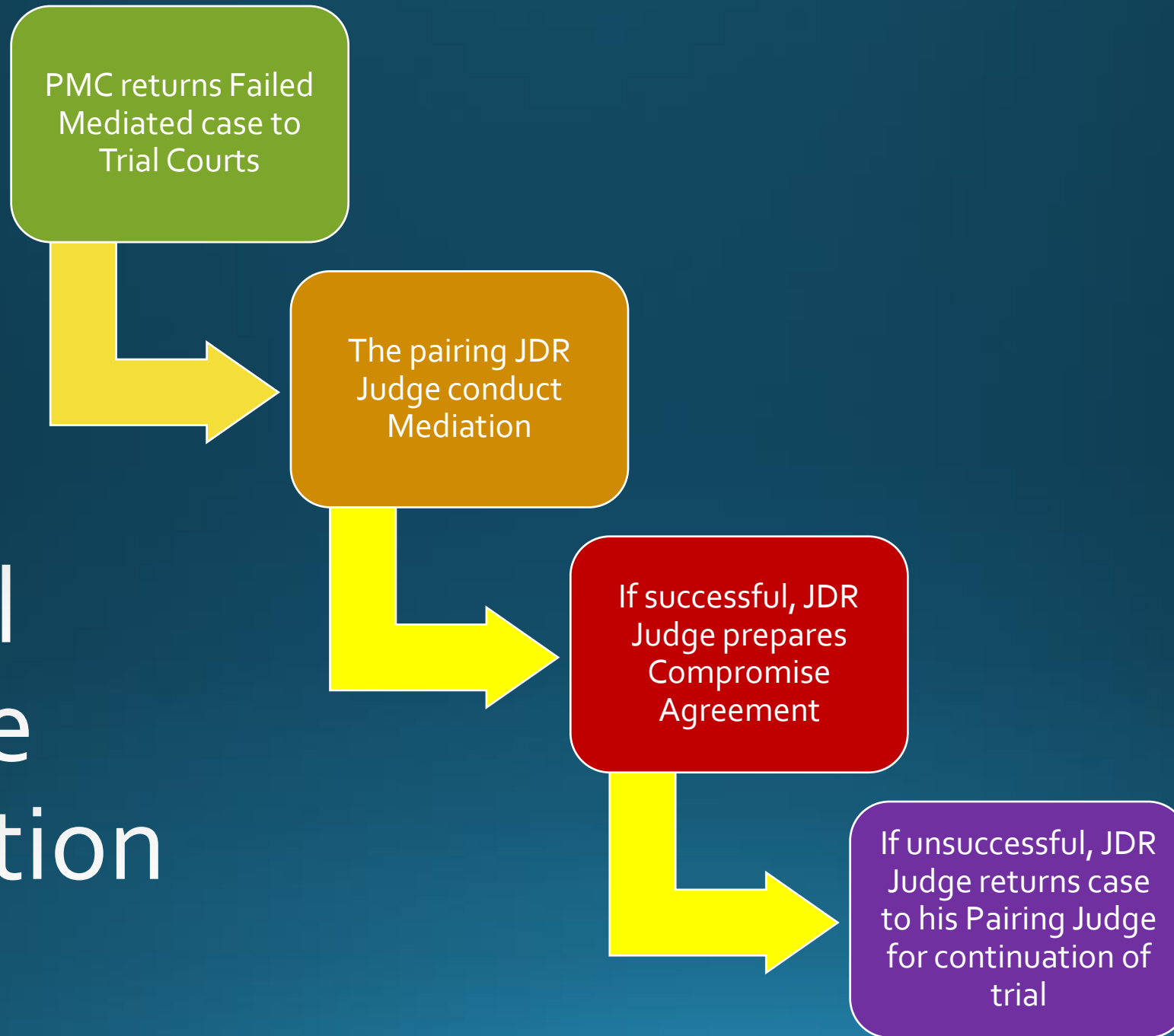
Philippine Mediation Center

- Provide a system for the recruitment, screening, training, and accreditation of Mediators
- Monitor and evaluate the performance of Mediators, particularly, in settling disputes and in observing the Code of Ethical Standards for Mediators; upgrade the skills of mediators; and oversee their further development. Such evaluation shall be the basis for the renewal of their accreditation as Mediators
- Provide a grievance mechanism and procedure for addressing complaints against Mediators and PMC Unit Staff

Court-Annexed Mediation, Appellate Court, and Mobile Court Annexed Mediation



Judicial Dispute Resolution



PMC Organizational Structure



Court Annexed Mediation

PHILIPPINE JUDICIAL ACADEMY									
PHILIPPINE MEDIATION CENTER OFFICE									
CAM STATISTICAL REPORT AS OF AUGUST 2016									
YEAR	NO. OF PMC UNITS	NO. OF COURTS COVERED	NO. OF ACCREDITED MEDIATORS	TOTAL NUMBER OF CASES REFERRED	TOTAL NUMBER OF BACK TO COURT CASES ¹	TOTAL NUMBER OF CASES MEDIATED	TOTAL NUMBER OF SUCCESSFUL MEDIATION	TOTAL NUMBER OF UNSUCCESSFUL MEDIATION	SUCCESS RATE
2002	26	442	360	4,118	559	3,559	3,000	559	84.29%
2003	26	442	360	4,246	1,149	3,097	2,410	687	77.82%
2004	30	601	309	20,277	12,787	7,490	5,899	1,591	78.76%
2005	37	675	483	25,745	14,028	11,717	7,626	4,091	65.08%
2006	40	730	524	21,211	8,161	13,050	8,159	4,891	62.52%
2007	53	931	628	38,816	18,671	20,145	13,633	6,512	67.67%
2008	70	1105	717	62,678	16,994	45,684	29,148	16,536	63.80%
2009	97	1380	571	49,702	18,477	31,225	19,406	11,819	62.15%
2010	97	1380	571	50,558	16,748	33,810	20,304	13,506	60.05%
2011	106	1496	706	49,497	19,777	29,720	18,029	11,691	60.66%
2012	107	1540	680	56,498	24,218	32,280	19,266	13,014	59.68%
2013	115	1623	704	58,786	18,638	33,556	20,525	13,031	61.17%
2014	119	1641	657	64,356	15,082	37,843	23,236	14,607	61.40%
2015	126	1685	650	53,839	9,479	28,297	16,505	11,792	58.33%
2016 ²	134	1685	681	40,404	5,619	21,005	12,466	8,539	59.35%
TOTAL	134	1685	648	600,731	200,387	352,478	219,612	132,866	62.31%

¹ BACK TO COURT CASES - NO MEDIATION TRANSPIRED FOR THE FOLLOWING REASONS: NON-APPEARANCE OF PARTY/PARTIES; REFUSAL OF PARTY/PARTIES; LACK OF AUTHORITY OF THE PARTIES' REPRESENTATIVES TO ENTER INTO COMPROMISE AGREEMENT; REFERRED CASE NOT MEDIATABLE; AND, NON-PAYMENT OF MEDIATION FEE.

Judicial Dispute Resolution

PHILIPPINE JUDICIAL ACADEMY								
PHILIPPINE MEDIATION CENTER OFFICE								
JDR STATISTICAL REPORT AS OF AUGUST 2016								
YEAR	NO. OF JDR SITES (CLUSTERS)	NO. OF COURTS COVERED	TOTAL NUMBER OF CASES REFERRED	TOTAL NUMBER OF BACK TO COURT CASES*	TOTAL NUMBER OF CASES MEDIATED	TOTAL NUMBER OF SUCCESSFUL MEDIATION	TOTAL NUMBER OF UNSUCCESSFUL MEDIATION	SUCCESS RATE
2004	2	101	22		22	15	7	68.18%
2005	2	101	487		487	205	282	42.09%
2006	4	166	1,437		1,171	454	717	38.77%
2007	5	195	6,370	2,388	3,982	1,660	2,322	41.69%
2008	6	232	8,569	3,122	5,447	2,010	3,437	36.90%
2009	6	232	5,727	2,257	3,470	1,487	1,983	42.85%
2010	8	377	6,032	2,298	3,734	1,320	2,414	35.35%
2011	9	421	8,140	3,487	4,653	1,924	2,729	41.35%
2012	13	636	9,218	4,840	4,378	1,513	2,865	34.56%
2013	18	836	15,275	1,088	7,636	2,853	4,783	37.36%
2014	40	977	18,423	1,096	9,885	3,470	6,415	35.10%
2015	55	1038	17,904	1,282	7,592	2,111	5,481	27.81%
2016	55	1038	12,536	459	5,056	1,737	3,319	34.36%
TOTAL	55	1038	110,140	22,317	57,513	20,759	36,754	36.09%

** BACK TO COURT CASES - NO JDR TRANSPIRED DUE TO THE FOLLOWING REASONS: PARTY/PARTIES REFUSED JDR; AND, LACK OF AUTHORITY OF PARTIES' REPRESENTATIVES TO ENTER INTO COMPROMISE AGREEMENT*

Appellate Court Mediation

PHILIPPINE JUDICIAL ACADEMY									
PHILIPPINE MEDIATION CENTER OFFICE									
ACM STATISTICAL REPORT AS OF AUGUST 2016									
YEAR	NO. OF ACM UNITS	NO. OF DIVISIONS COVERED	NO. OF ACM MEDIATORS	TOTAL NUMBER OF CASES REFERRED	TOTAL NUMBER OF BACK TO COURT CASES*	TOTAL NUMBER OF CASES MEDIATED	TOTAL NUMBER OF SUCCESSFUL MEDIATION	TOTAL NUMBER OF UNSUCCESSFUL MEDIATION	SUCCESS RATE
2005	1	17	81	1		0	0	0	0
2006	1	17	81	3		2	1	1	50.00%
2007	1	17	81	23		18	7	11	38.89%
2008	1	17	81	161	79	82	30	52	36.59%
2009	2	20	81	391	183	208	70	138	33.65%
2010	2	20	71	748	356	392	141	251	35.97%
2011	2	20	77	1,106	765	341	111	230	32.55%
2012	3	23	79	1,238	491	747	231	516	30.92%
2013	3	23	93	1,400	600	606	213	393	35.15%
2014	3	23	93	1,171	437	494	154	340	31.17%
2015	3	23	93	1,212	292	269	79	190	29.37%
2016	3	23	93	2,188	-	1,608	1,038	570	64.55%
TOTAL	3	23	93	9,642	3,203	4,767	2,075	2,692	43.53%

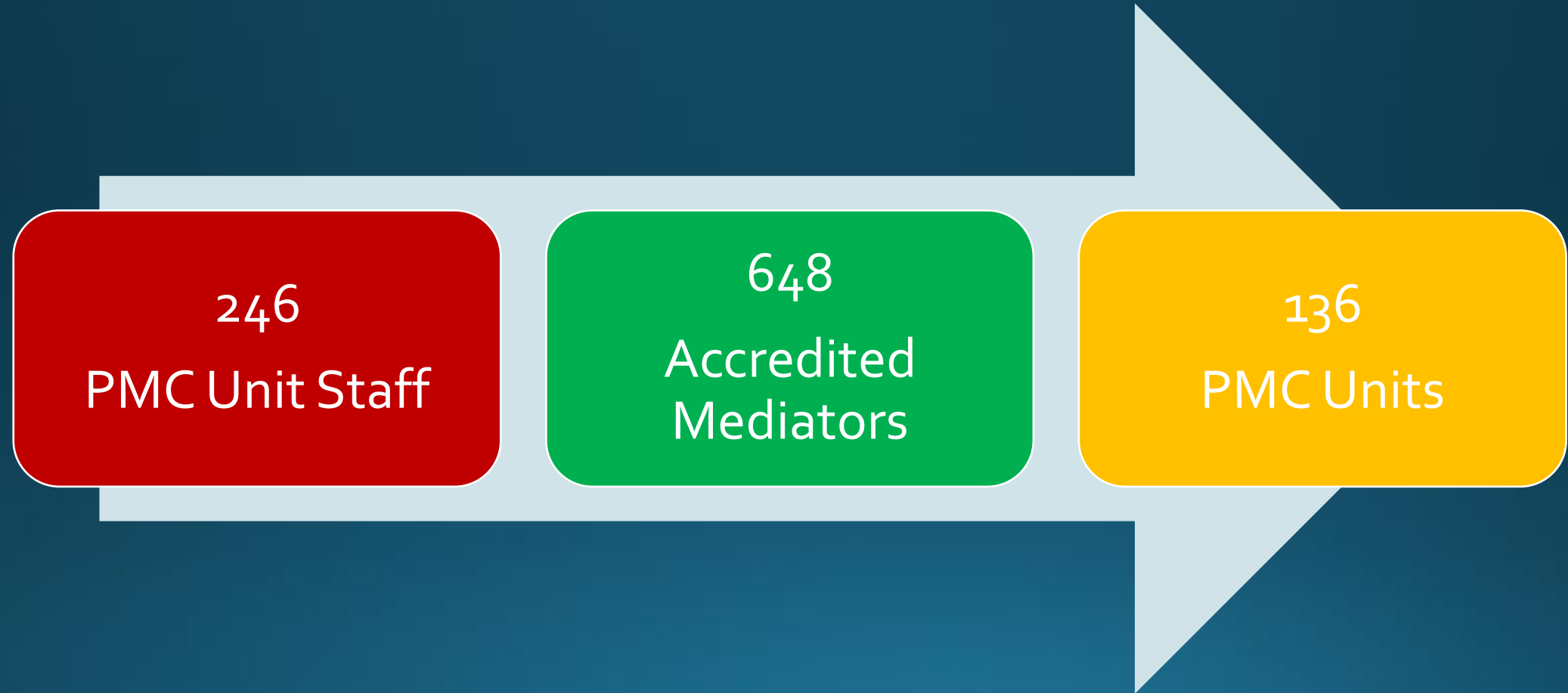
* BACK TO COURT CASES - NO MEDIATION TRANSPIRED FOR THE FOLLOWING REASONS: NON-APPEARANCE OF PARTY/PARTIES; REFUSAL OF PARTY/PARTIES; LACK OF AUTHORITY OF THE PARTIES' REPRESENTATIVES TO ENTER INTO COMPROMISE AGREEMENT; REFERRED CASE NOT MEDIATABLE; AND, NON-PAYMENT OF MEDIATION FEE.

Mobile Court-Annexed Mediation

PHILIPPINE JUDICIAL ACADEMY								
PHILIPPINE MEDIATION CENTER OFFICE								
MCAM RIZAL STATISTICAL REPORT AS OF AUGUST 2016								
YEAR	NO. OF COURTS COVERED	NO. OF MCAM MEDIATORS	TOTAL NUMBER OF CASES REFERRED	TOTAL NUMBER OF BACK TO COURT CASES*	TOTAL NUMBER OF CASES MEDIATED	TOTAL NUMBER OF SUCCESSFUL MEDIATION	TOTAL NUMBER OF UNSUCCESSFUL MEDIATION	SUCCESS RATE
2007	3	7	1,107	347	760	667	93	87.76%
2008	26	5	7,408	2,813	4,595	4,187	408	91.12%
2009	34	5	3,364	1,159	2,205	2,023	182	91.75%
2010	22	5	1,380	548	832	773	59	92.91%
2011	22	5	1,890	938	952	886	66	93.07%
2012	22	7	2,119	958	1,161	993	168	85.53%
2013	18	7	1,445	599	512	473	39	92.38%
2014	18	7	1,584	449	684	625	59	91.37%
2015	18	7	1,787	781	838	712	126	84.96%
2016	18	7	692	18	264	251	13	95.08%
TOTAL	18	7	22,776	8,610	12,803	11,590	1,213	90.53%

* BACK TO COURT CASES - NO MEDIATION TRANSPIRED FOR THE FOLLOWING REASONS: NON-APPEARANCE OF PARTY/PARTIES; REFUSAL OF PARTY/PARTIES; LACK OF AUTHORITY OF THE PARTIES' REPRESENTATIVES TO ENTER INTO COMPROMISE AGREEMENT; REFERRED CASE NOT MEDIATABLE; AND, NON-PAYMENT OF MEDIATION FEE.

Philippine Mediation Center Units





Thank You